

DKG Society International Membership Totals (July “Snapshot” Totals)

Year	Total Membership	Initiates	Dropped	Rate of Change
2009	106,837	5,042	14,719	7.24%
2010	100,760	5,610	12,139	5.69%
2011	95,044	6,222	11,776	5.67%
2012	89,905	5,146	10,642	5.41%
2013	85,363	4,848	10,664	5.05%
2014	81,691	4,719	9,101	4.30%
2015	77,577	3,663	9,207	5.04%

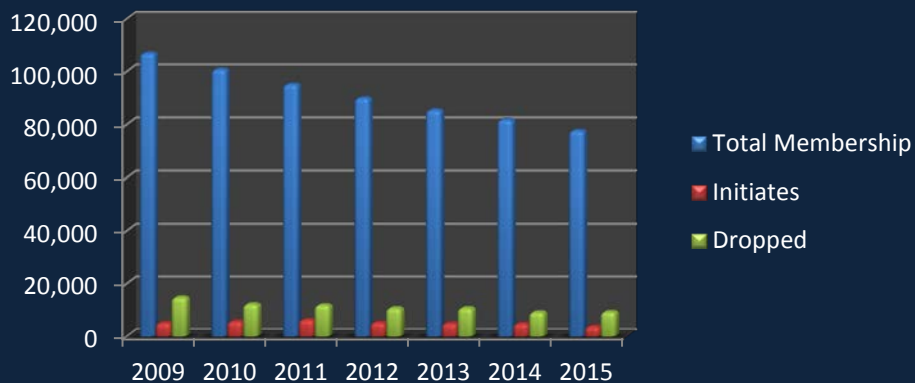
Notes:

Total Membership data was retrieved on the date of the membership “snapshot.” Data in all other categories was extracted at a comparable point in time. However, other variables could cause apparent conflicts during a comparison of data, such as:

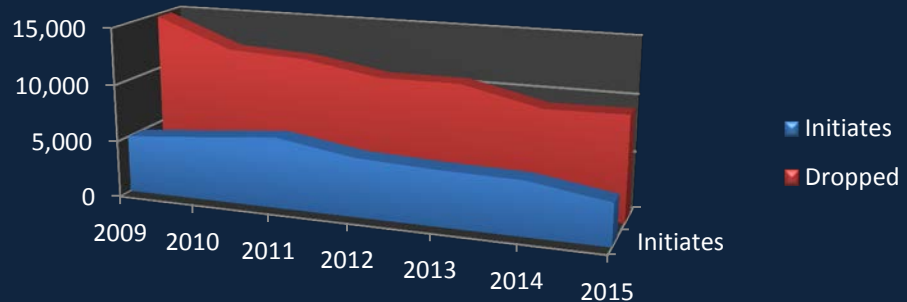
- the date that information regarding reinstatement/initiation, Form 18/18A dues and dropped members and Form 6 deaths was received;
- incomplete or inaccurate information; and
- various challenging database factors.

***Dropped members category includes members dropped due to death (1,030 in 2015).*

DKG Total Membership 2009-2015



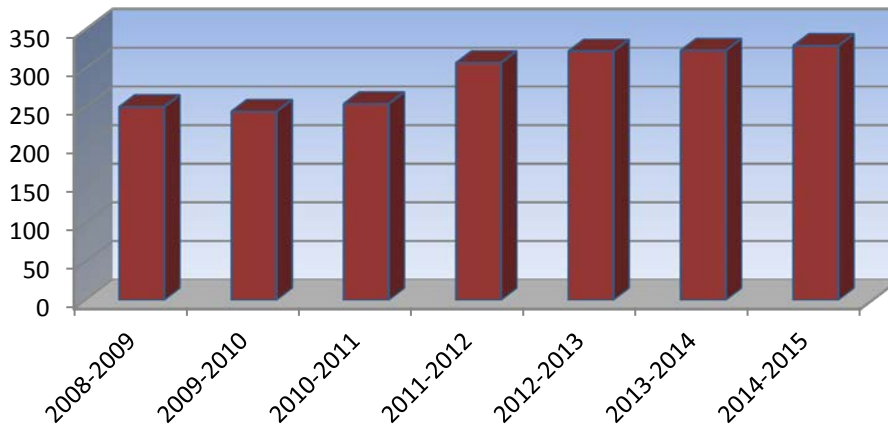
Dropped Memberships and Initiates 2009-2015



Iceland Membership Totals (July “Snapshot” Totals)

Fiscal Year	Total Membership	Rate of Change	Initiated	Reinstated	Dropped	Death	Chapters
2008-2009	250	1.2%	13	0	9	0	10
2009-2010	244	-2.4%	18	1	10	1	10
2010-2011	254	4.1%	58	2	15	3	12
2011-2012	307	20.9%	12	0	17	1	12
2012-2013	322	4.9%	9	4	18	1	12
2013-2014	323	0.3%	29	1	18	1	12
2014-2015	329	1.9%	7	3	13	1	12

Iceland State Organization 2009-2015



Iceland New and Dropped Members 2009-2015

